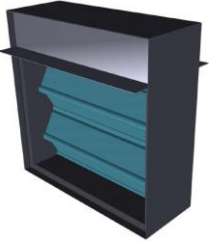


- UL 555 & CAN/ULC-S112 Classified Static Fire Damper, 1½ Hr. Label (File # R25565).
- NFPA 80, 90A & 101 compliant.
- NBC and IBC building codes compliant.



STANDARD CONSTRUCTION

DEPTH: 2 1/8" (54).

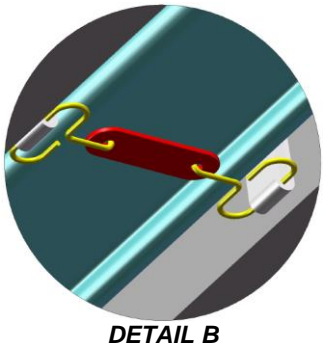
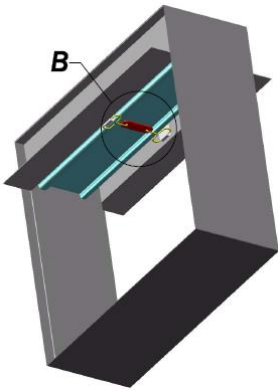
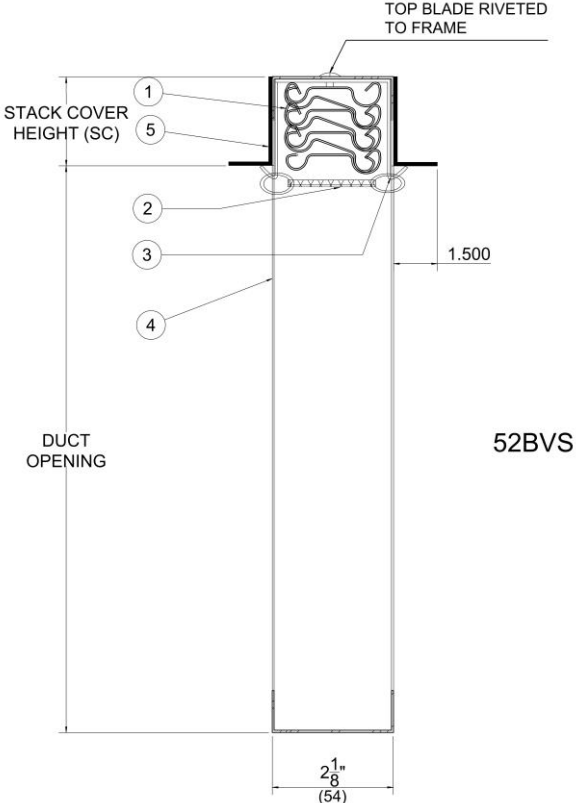
FRAME: Roll formed 22 Ga. galvanized steel.

BLADE: Roll formed 22 Ga. galvanized steel. Interlocking curtain type blade.

FUSIBLE LINK: 165°F (74 C).

OPTIONAL CONSTRUCTION

- Access Door (shipped loose).
- 212°F (100 C) Fusible Link.
- 1 ½" x 1 ½" Retaining Angles.



FIRE DAMPER COMPONENTS

1. Blade	4. Frame
2. Fusible Link Assembly	5. Blade Stack Cover
3. Link Strap	

MAINTENANCE RECOMMENDATIONS:
 NFPA 80 advises that fire dampers be inspected and tested 1 year after installation, then every 4 years minimum (6 years for hospitals). More frequent inspections may be required due to system use and air conditions, or applicable local codes.


NOTES:
 These static dampers are UL/ULC approved for use in HVAC systems where the fans automatically shut down in the event of a fire alarm. 1½ hr. labeled fire dampers are suitable for use in fire separations with a fire resistance rating of 2 hours or less.
Fire dampers must be installed in accordance with manufacturer's instructions. Refer to Alumavent installation instructions for details.

Dimensions are shown in inches (mm).

VERTICAL MOUNT ONLY

B	H
4 (102)	6 (152)
5 (127)	7 (178)
6 (152)	8 (203)
7 (178)	9 (229)
8 (203)	10 (254)
9 (229)	11 (279)
10 (254)	13 (330)
11 (279)	14 (356)
12 (305)	15 (381)
13 (330)	16 (406)
14 (356)	17 (432)
15 (381)	18 (457)
16 (406)	20 (508)
17 (432)	21 (533)
18 (457)	22 (559)
19 (483)	23 (584)
20 (508)	25 (635)
21 (533)	26 (660)
22 (559)	27 (686)
23 (584)	29 (737)
24 (610)	30 (762)
25 (635)	31 (787)

MINIMUM DUCT SIZE:
 6" x 4" (152 x 102)



B = DUCT HEIGHT
H = OVERALL HEIGHT

REF. #	QTY.	DUCT WIDTH (W)	DUCT HEIGHT (B)	MOUNT (V only)	ACCESSORIES
				V	
				V	
				V	
				V	
				V	
				V	
				V	
				V	
				V	
				V	

*DAMPER WILL BE MANUFACTURED APPROXIMATELY ¼" (6) SMALLER THAN GIVEN DIMENSIONS.

PROJECT NAME:		ENGINEER:	
CONTRACTOR:		SUBMITTAL DATE:	