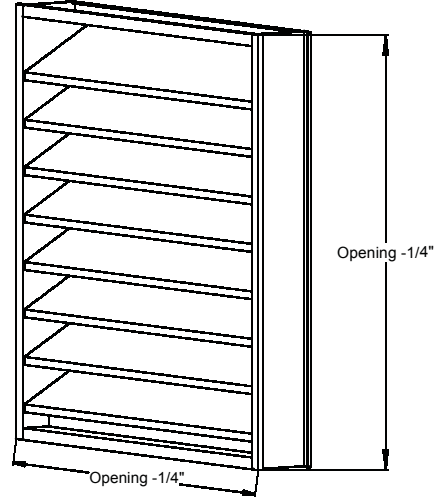
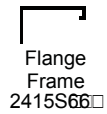
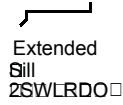
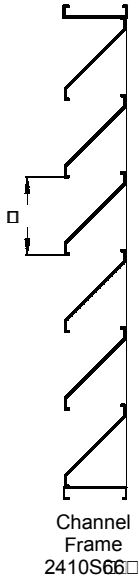


Models: 2410S Formed Stationary Louver



Quantity	Ref. #	Width (W) Opening Size*	Height (H) Opening Size*	Frame	2SWLRQVAccessories
PROJECT:				ENGINEER:	
CONTRACTOR:				SUBMITTAL DATE:	

STANDARD CONSTRUCTION

Depth	4" (10 mm)
Material	*DODQHG 6steel
Frame Thickness	20 ga
Blade Thickness	20 ga
Blade Angle	45 degrees
Blade Centres	4 7/8
Bird screen	1/2" x 1/2" galvanized, 19 ga
Minimum Height	12 (30 mm)
Maximum Panel Height	96 (2438 mm)
Maximum Panel Width	96 (2438 mm)
Standard Finish	Mill Finish
Free Area	
48" x 48" Unit	7.38 sq. ft. 0.6m ²

237216 ACCESSORIES

WDLQOHVVVWHHOBQVWUKWLRQSHRU
Bird Screen: 1/4 x 1/4 Inter Crimped Aluminium 1/2 x 1/2 Inter Crimped Aluminium
Insect Screen: 18 x 14 Mesh
Finish: 3RHU&RDW3DLW Paint Color#:
Accessories: Blank Off Panel 1" or 2" Insulated Blank Off Panel Hinged Frame Assembled with Stainless Steel Fasteners Hinged Frame and Louvered Access Door Security Bars Extended Sills Extended Sleeves File Racks

*Louver will be manufactured 1/4" smaller than given opening dimensions, unless otherwise specified.