

- UL 555 & CAN/ULC-S112 Classified Dynamic Fire Damper, 1 1/2 Hr. Label (File # R25565).
- NFPA 80, 90A & 101 compliant.
- NBC and IBC building codes compliant.



STANDARD CONSTRUCTION

DEPTH: 4 ¼" (108).

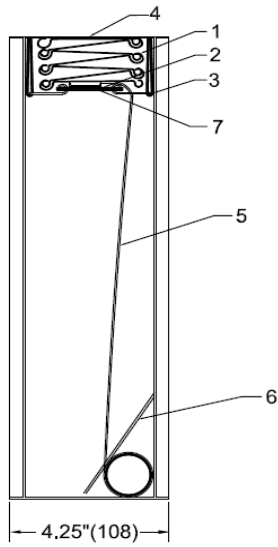
FRAME: Roll formed 20 Ga. galvanized steel with hemmed edge.

BLADES: Roll formed 22 Ga. galvanized steel. Interlocking curtain type blades.

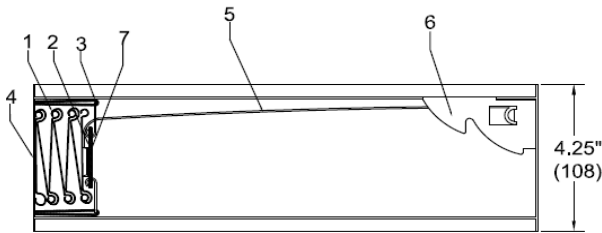
FUSIBLE LINK: 165°F (74 C).

OPTIONAL CONSTRUCTION

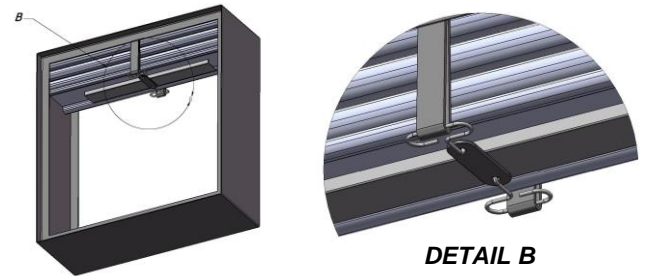
- Factory supplied Sleeve – 22, 20, 18 or 16 Ga. *Sleeve length required
- Round Transitions (see model 51CR)
- 212°F (100 C) Fusible Link [max. size 48" x 48" (1219 x 1219)]
- 1 ½" x 1 ½" mounting angles



MODEL 51AVD
(VERTICAL MOUNT)



MODEL 51AHD
(HORIZONTAL MOUNT)



DYNAMIC CLOSURE RATINGS:

- 2000 fpm (10.2 m/s) on all sizes, vertical or horizontal mount.
- 5000 fpm (25.4 m/s) vertical mount only, up to 24" x 24" (610 x 610).
- 4" w.g. (1 kPa) maximum pressure on all sizes.

MAINTENANCE RECOMMENDATIONS:

NFPA 80 advises that fire dampers be inspected and tested 1 year after installation, then every 4 years minimum (6 years for hospitals). More frequent inspections may be required due to system use and air conditions, or applicable local codes.

NOTES:

Dampers are furnished approximately ¼" (6) smaller than the given duct dimensions.

These dynamic dampers are UL/ULC approved for use in HVAC systems where the fans remain on in the event of fire.

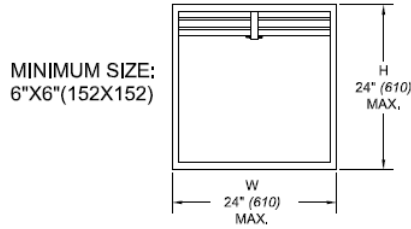
1 1/2 hr. labeled fire dampers are suitable for use in fire separations with a fire resistance rating of 2 hours or less.

Fire dampers must be installed in accordance with manufacturer's instructions. Refer to Alumavent installation instructions for details.

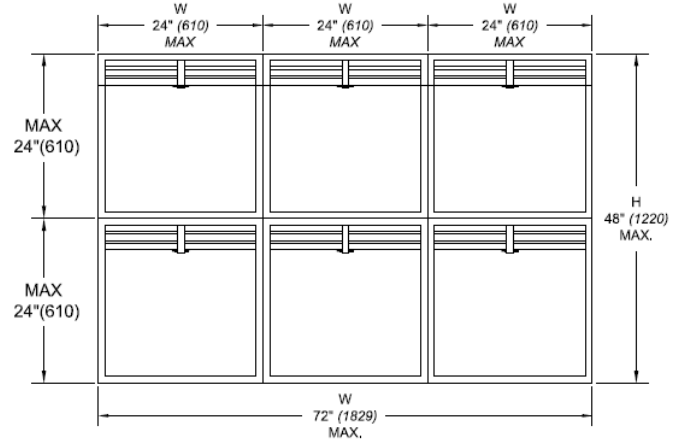
FIRE DAMPER COMPONENTS	
1. Blade	5. Constant Force Spring
2. Fusible Link Assembly	6. Lock Ramp
3. Link Strap	7. Blade Stiffener
4. Frame	

Dimensions are shown in inches (mm).

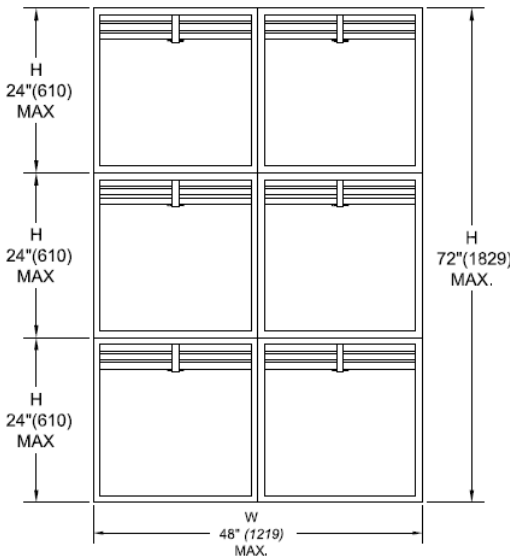
SINGLE SECTION DAMPER
 -VERTICAL OR HORIZONTAL MOUNT



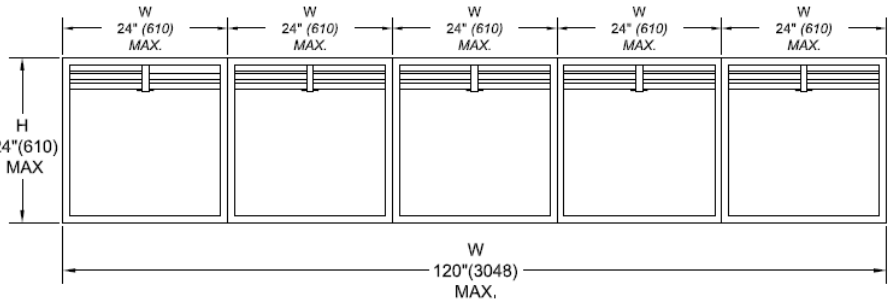
MULTIPLE SECTION DAMPER
 -VERTICAL MOUNT ONLY



MULTIPLE SECTION DAMPER
 -VERTICAL MOUNT ONLY



MULTIPLE SECTION DAMPER
 -VERTICAL MOUNT ONLY



REF. #	QTY.	DUCT WIDTH (W)	DUCT HEIGHT (H)	MOUNT (V/H)	ACCESSORIES

*DAMPER WILL BE MANUFACTURED A MINIMUM OF 1/4" (6) SMALLER THAN GIVEN DUCT DIMENSIONS.

PROJECT NAME:		ENGINEER:	
CONTRACTOR:		SUBMITTAL DATE:	